

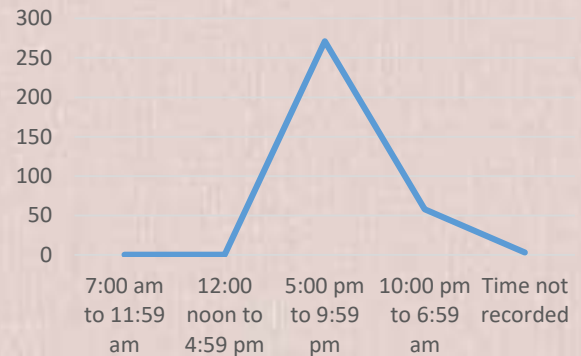
Overdose Prevention Site

August 2018

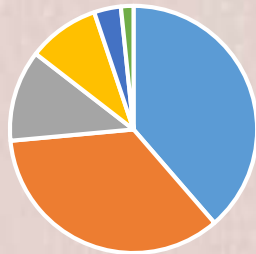
Total # of Client Visits in August: 332

The OPS is part of an overall harm reduction strategy – connecting people to the services they need when and where they need them. In August there was **332** visits to the OPS. Of those there was **52** visits by people under age **25**, **276** visits by people between **25** and **64** years old, **1** visit by an individual over **65** years of age and **3** visits from people who did not identify their age.

of Visits to OPS in August by Time of Day




of Clients Consuming Substances



■ Other - 165
 ■ Crystal Meth - 149
 ■ Heroin - 51
■ Hydromorphone- 40
 ■ Fentanyl -15
 ■ Unspecified Opioid -7

of Client Visits by Gender



How are we doing?

of overdoses requiring oxygen/rescue breathing: 1
 # of overdoses requiring treatment of naloxone: 0
 # of calls to EMS related to overdose: 0
 # of deaths occurring at the OPS: 0

Overdose Prevention Sites (OPS) are temporary supervised injection sites. They provide a safe environment, harm reduction supplies and immediate support in the case of an overdose.

Prevent Overdose. Save Lives.